The background features a light purple to blue gradient. Scattered across the surface are numerous water droplets of varying sizes, some with highlights and shadows, giving them a 3D appearance. A faint, large, light-colored circular pattern is centered behind the text.

WRITING FEEDBACK



teh.gosafir.com/my/



Home **Dashboard** My courses Site administration



Edit mode ☐

Dashboard

انجام Writing ها و آزمون ها



برای تصحیح رایتینگ ابتدا وارد سایت **teh.gosafir.com** شده و با وارد کردن کد ملی در بخش **username** و **password** وارد پنل کاربری خود شوید.





Dashboard

انجام Writing ها و آزمون ها



ویدیوی راهنمای انجام آزمون

برای دیدن کلاسهای خود روی **My courses** کلیک کنید.



My courses

Course overview

3 Days - Intensive - Sat. & Mon. & Wed.

Intensive 4.2 - Even - 301 - 18:30-21:45 - ...

3 Days - Intensive - Sat. & Mon. & Wed.

Intensive 4.2 - Even - 505 - 09:45-13:00 - ...

My Material

My Material

3 Days - Termic - Sat. & Mon. & Wed.

Termic 4

3 Days - Termic - Sat. & Mon. & Wed.

Termic 4

3 Days - Termic - Sun. & Tue. & Thu.

Termic 4

روی course مورد نظر خود کلیک کنید.



Midterm Exam

Not available unless any of:

- It is before 75 September 1402, 8:00 AM
- You are in() LAME (S)

Final Exam

Not available unless any of:

- It is after 2 Mehr 1402, 8:00 AM
- You are in() LAFE (S)

فعالیت کلاسی (CP)

CP

Absences & Final Status

Final Status

Absences

Oral Assessment

Oral Assessment

Writing 1

پاسخ خود را به صورت متنی (بین ۱۵۰ تا ۱۸۰ کلمه) در بخش زیر بنویسید.

Think of tips for an article entitled "Small Talk: How to Be a Good Talker." First, go through the categories below. You can check online for more ideas.

audience (who is listening) / content (topic) / language (words you use) / body language (eye contact, hand gestures, posture) / delivery (how you speak: attitude, volume)

Then, think about the title and structure of your article. Which tips will you include? What headings will you use for each tip? What advice/explanations will you include under each heading? Write the article you planned. Remember to use parallel structures in lists.

Writing 1

Writing 2

پاسخ خود را به صورت متنی (بین ۱۸۰ تا ۱۵۰ کلمه) در بخش زیر بنویسید.

Create a professional profile on a social networking site.

Write about the education, skills, and characteristics you have that make you a good candidate for future jobs.

* Be sure to use professional language.

Writing 2

Writing 1

پاسخ خود را به صورت متنی (بین ۱۵۰ تا ۱۸۰ کلمه) در بخش زیر بنویسید.

Think of tips for an article entitled "Small Talk: How to Be a Good Talker." First, go through the categories below. You can check online for more ideas.

audience (who is listening) / content (topic) / language (words you use) / body language (eye contact, hand gestures, posture) / delivery (how you speak: attitude, volume)

Then, think about the title and structure of your article. Which tips will you include? What headings will you use for each tip? What advice/explanations will you include under each heading? Write the article you planned. Remember to use parallel structures in lists.




Writing 1




برای انتخاب تکلیف مورد نظر روی نوشته آبی رنگ کلیک کنید.

← → ↻ 🔒 teh.gosafir.com/mod/quiz/view.php?id=397139 🔍 📄 ☆ 🛡️ ⚙️ 📁 👤 ⋮

 Home Dashboard My courses 🔔 You are logged in as مریم جای عطری EF ⌵

Quiz Results More ▾

☰  **Writing 1** Intensive 4.2 - Even - 505 - 09:45-13:00 - 564516 (Jamalzade) > Writing 1

Closed: Monday, 20 Shahrivar 1402, 8:00 AM

[Preview quiz](#)

Attempts allowed: 1

Time limit: 3 hours


[Attempts: 5](#)

This quiz is currently not available.



< Previous activity [Oral Assessment](#) Jump to... ▾ Next activity [Writing 2](#) > ?


تعداد تکالیفی که تحویل داده شده در اینجا مشخص شده است.
روی Attempts کلیک کنید.

← → ↻ 🔒 teh.gosafir.com/mod/quiz/report.php?id=397139&mode=overview 🔍 📄 ⭐ 🛡️ ⚙️ 📱 👤 ⋮

 Home Dashboard My courses 🔔 You are logged in as مریم جای عطری EF ⌵

Quiz Results More ▾

  **Writing 1** Intensive 4.2 - Even - 505 - 09:45-13:00 - 564516 (Jamalzade) > Writing 1 > Results > Grades

 Attempts: 5 [Collapse all](#)

✓ **What to include in the report**

Attempts from

Attempts that are ☒ In progress ☒ Overdue ☒ Finished ☒ Never submitted


Show only attempts ☐ that have been regraded / are marked as needing regrading

✓ **Display options**

Page size

Marks for each question

?


Grades
Grades
Responses
Manual grading



از باکس کشویی مشخص شده در سمت چپ تصویر گزینه ی Manual grading را انتخاب کنید (شبیه تصویر سمت راست).



Writing 1

Intensive 4.2 - Even - 505 - 09:45-13:00 - 564516 (Jamalzade) > Writing 1 > Results > Manual grading

Manual grading ▾

Questions that need grading

Also show questions that have been graded automatically

Q #	T	Question name	To grade	Already graded	Total
1	📄	Your Response	5 grade	0	5 grade all

تعداد تکالیفی که تصحیح نشده در اینجا مشخص شده است.
برای تصحیح تمامی تکالیف به صورت یکجا روی grade all کلیک کنید.



Question 1

Complete

Marked out of
1.00

Flag
question

Type your answer here.

پاسخ خود را در این قسمت وارد نمایید.

--- Focus on the main subject:

When you are talking, don't jump from the main topic to other topics. Just continue whit making up and finish it under the subject. The thing is, when you add other topics, it can make a confuse and going to be boring for listener.

--- How the listener reacts:

Sometimes the listener doesn't like your story or your way of telling the story, so pay attention to the react of the listener and notice what feeling they have. Somewhere you need to stop and somewhere they are interested and you can continue.

--- Don't talk with your hands:

While you are speaking, don't use your hands a lot. Even if you want to show your body language, your gesture , posture. It makes a bad feeling and shows you are insisting on your belief or you are trying to prove that your story is true.

--- Talk briefly:

It's very important your speech doesn't be boring. If your phrases are too long, it can be annoying and also you can't fix the parts of your topic and finish your sentences very well.

Comment

Rich text editor toolbar with icons for undo, bold, italic, text color, background color, bulleted list, numbered list, decrease indent, increase indent, link, unlink, smiley, image, insert, audio, video, table, source code, underline, strikethrough, subscript, and superscript.

Mark

out of 1.00

باکس سبز رنگ به منظور ارائه ی فیدبک به تکلیف زبان آموز برای شما قرار داده شده است.

برای تصحیح تکلیف، پیشنهاد میشود که متن ارسالی را در باکس سبز رنگ وارد کرده و فیدبک لازم را اعمال کنید. برای این کار، متن تکلیف مورد نظر را انتخاب کرده، کلیک راست کنید، و گزینه ی کی را انتخاب کنید.

سپس، متن را در باکس سبز رنگ با کلیک راست paste کنید. بعد از آن با استفاده از امکانات موجود در باکس سبز رنگ میتوانید نکات مورد نظر خود را مشخص و اصلاح کنید.

کمیال محمدی (0311764584 ,0311764584 ,5963773 933 98+)

Question 1

Complete

Marked out of 1.00

Flag question

Type your answer here.

پاسخ خود را در این قسمت وارد نمایید.

— Focus on the main subject:

When you are talking, don't jump from the main topic to other topics. Just continue whit making up and finish it under the subject. The thing is, when you add other topics, it can make a confuse and going to be boring for listener.

— How the listener reacts:

Sometimes the listener doesn't like your story or your way of telling the story, so pay attention to the react of the listener and notice what feeling they have. Somewhere you need to stop and somewhere they are interested and you can continue.

— Don't talk with your hands:

While you are speaking, don't use your hands a lot. Even if you want to show your body language, your gesture , posture. It makes a bad feeling and shows you are insisting on your belief or you are trying to prove that your story is true.

— Talk briefly:

It's very important your speech doesn't be boring. If your phrases are too long, it can be annoying and also you can't fix the parts of your topic and finish your sentences very well.

Comment

Rich text editor toolbar with icons for undo, redo, bold, italic, text color, background color, bulleted list, numbered list, decrease indent, increase indent, link, unlink, image, video, audio, table, source code, and other formatting options.

Mark

out of 1.00

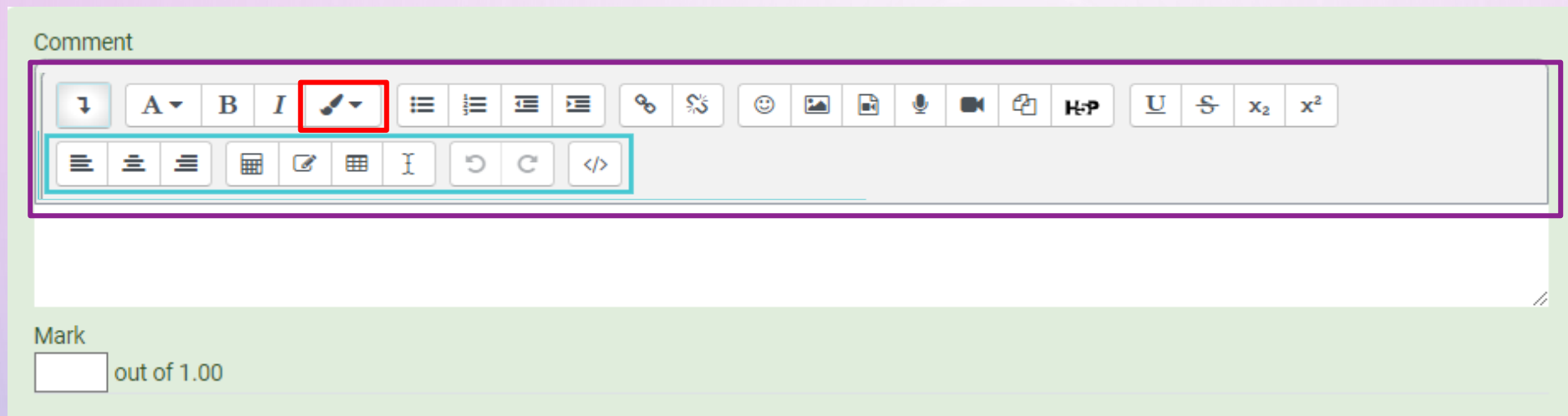
برای استفاده از امکانات بیشتر جهت تصحیح تکالیف میتوانید بر روی گزینه ی مشخص شده در تصویر بالا کلیک کنید تا تصویر پایین (نوار دوم که با خط آبی رنگ مشخص شده) برای شما به نمایش در بیاید.

Comment

Rich text editor toolbar with icons for undo, redo, bold, italic, text color, background color, bulleted list, numbered list, decrease indent, increase indent, link, unlink, image, video, audio, table, source code, and other formatting options.

Mark

out of 1.00



هم اکنون قابلیت تغییر رنگ به ابزارهای ویرایشگر متن اضافه شده است تا با استفاده از آن فیدبک داده شده غنی تر شود.
برای مشاهده ی رنگ های در دسترس، روی فلش کنار آیکون brush کلیک کرده تا لیست رنگ ها برای شما نمایش داده شود.

به این ترتیب میتوانید رنگ نکات مورد نظر خود را به رنگ های لیست بالا تغییر دهید.

1

<input type="checkbox"/>	First name / Last name	State	Started on	Completed	Time taken	Grade,
<input type="checkbox"/>	آیدین میرالماسی آم Review attempt	Finished	14 Shahrivar 1402 8:20 PM	14 Shahrivar 1402 11:20 PM	3 hours	Not yet graded
<input type="checkbox"/>	تیمای بهرامی نب Review attempt	Finished	16 Shahrivar 1402 5:13 PM	16 Shahrivar 1402 5:55 PM	42 mins 19 secs	Not yet graded
<input type="checkbox"/>	مهدي عابدي مع Review attempt	Finished	17 Shahrivar 1402 11:47 PM	18 Shahrivar 1402 12:38 AM	50 mins 21 secs	Not yet graded
<input type="checkbox"/>	رفيع الله محمدي رم Review attempt	Finished	18 Shahrivar 1402 8:19 AM	18 Shahrivar 1402 8:33 AM	14 mins 13 secs	Not yet graded
<input type="checkbox"/>	كميل محمدي كم Review attempt	Finished	20 Shahrivar 1402 1:20 AM	20 Shahrivar 1402 1:50 AM	29 mins 35 secs	Not yet graded



2

<input type="checkbox"/>	First name / Last name	State	Started on	Completed	Time taken	Grade,
<input type="checkbox"/>	آیدین میرالماسی آم Review attempt	Finished	14 Shahrivar 1402 8:20 PM	14 Shahrivar 1402 11:20 PM	3 hours	8.00
<input type="checkbox"/>	تیمای بهرامی نب Review attempt	Finished	16 Shahrivar 1402 5:13 PM	16 Shahrivar 1402 5:55 PM	42 mins 19 secs	8.00
<input type="checkbox"/>	مهدي عابدي مع Review attempt	Finished	17 Shahrivar 1402 11:47 PM	18 Shahrivar 1402 12:38 AM	50 mins 21 secs	Not yet graded
<input type="checkbox"/>	رفيع الله محمدي رم Review attempt	Finished	18 Shahrivar 1402 8:19 AM	18 Shahrivar 1402 8:33 AM	14 mins 13 secs	8.00
<input type="checkbox"/>	كميل محمدي كم Review attempt	Finished	20 Shahrivar 1402 1:20 AM	20 Shahrivar 1402 1:50 AM	29 mins 35 secs	7.00

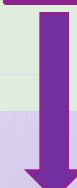
با وارد کردن نمره در باکس Mark، تکلیف مورد نظر از حالت Not yet graded خارج میشود و به این صورت نمایش داده میشود.

Comment

Rich text editor toolbar with icons for bold, italic, underline, link, unlink, list, indent, outdent, undo, redo, code, link, unlink, image, video, audio, document, and mathematical symbols like x_2 and x^2 .

Mark

out of 1.00



Comment

Rich text editor toolbar with icons for bold, italic, underline, link, unlink, list, indent, outdent, undo, redo, code, link, unlink, image, video, audio, document, and mathematical symbols like x_2 and x^2 .

برای بزرگتر کردن کادر فیدبک میتوانید همانند تصویر بالا گوشه ی کادر را گرفته و آن را به پایین بکشید.

Mark

out of 1.00

Question 1

Complete

Marked out of 1.00

Flag question

Type your answer here.

پاسخ خود را در این قسمت وارد نمایید.

--- Focus on the main subject:

When you are talking, don't jump from the main topic to other topics. Just continue with making up and finish it under the subject. The thing is, when you add other topics, it can make a confuse and going to be boring for listener.

--- How the listener reacts:

Sometimes the listener doesn't like your story or your way of telling the story, so pay attention to the react of the listener and notice what feeling they have. Somewhere you need to stop and somewhere they are interested and you can continue.

--- Don't talk with your hands:

While you are speaking, don't use your hands a lot. Even if you want to show your body language, your gesture , posture. It makes a bad feeling and shows you are insisting on your belief or you are trying to prove that your story is true.

--- Talk briefly:

It's very important your speech doesn't be boring. If your phrases are too long, it can be annoying and also you can't fix the parts of your topic and finish your sentences very well.

Comment

Rich text editor toolbar with icons for bold, italic, underline, link, unlink, list, indent, outdent, undo, redo, smiley, image, video, microphone, camera, help, and mathematical symbols like x_2 and x^2 .

Mark

out of 1.00



Save and show next

حتما در انتهای اعمال فیدبک، قبل از بستن پنجره، روی گزینه ی Save and show next کلیک کنید.
در غیر اینصورت، فیدبک داده شده ثبت و ذخیره نمیگردد.

***Thank
you***