

Project starter

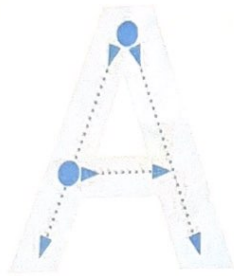
Chapter 1

Alphabet


Numbers

Colors

1 Listen, trace and point. Repeat. 01



apple



Annie





2 Listen and chant. 02


3 Stick. Then circle and say.



4 Circle the letter Aa.




1 Listen, trace and point. Repeat. 03

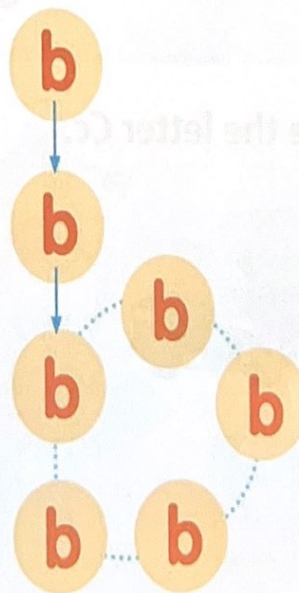
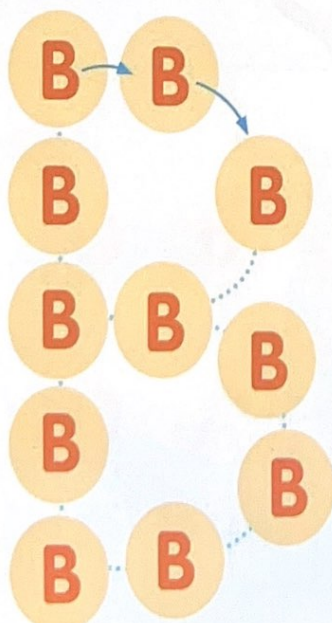


2 Listen and chant. 04




3 Stick. Then circle and say.




4 Join the letter Bb.



1 Listen, trace and point. Repeat. 05

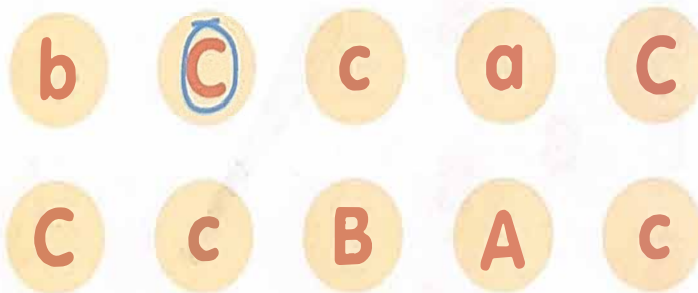


2 Listen and chant. 06


3 Stick. Then circle and say. 



4 Circle the letter Cc.



1 Listen, trace and point. Repeat. 07




dog



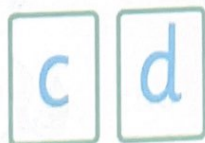
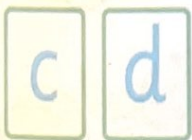
duck



2 Listen and chant. 08



3 Stick and say.



1 Listen, trace and repeat. 09

2 Point and sing. 10

Let's sing!

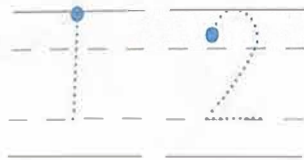





one




two

3 Count and trace the correct number.



4 Circle the apples and say.

2



2




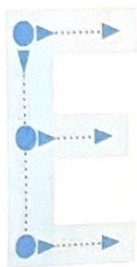
1



1



1 Listen, trace and point. Repeat. 11




2 Listen and chant. 12

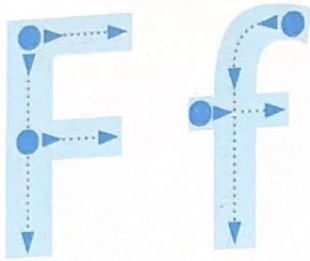
3 Stick. Then circle the beginning e sound and say. 13

E e egg elephant Ellie the elephant


4 Join the letter Ee. Help Ellie find the egg.




1 Listen, trace and point. Repeat. 13



2 Listen and chant. 14



3 Stick and say.



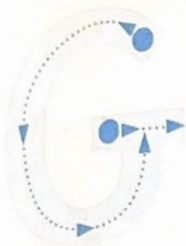
e f

e f

e f

e f

1 Listen, trace and point. Repeat. 15



girl



guitar



2 Listen and chant. 16

3 Stick. Then circle and say.



girl



guitar

4 Join the letter Gg. Help the girl find the guitar.



g

A

e

G

f

a

d

G

g

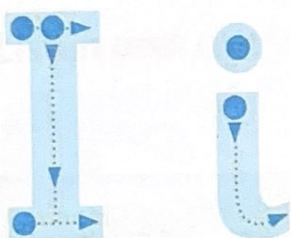

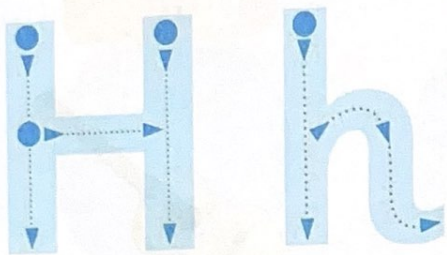
F

g

G



1 Listen, trace and point. Repeat. 17



2 Listen and chant. 18



3 Stick and say.




g h i

g h i

g h i

3 Match the letter sound to the correct picture.



4 Point and say.

1 Listen, trace and repeat. 19

2 Point and sing. 20

Let's sing!




3



three

4




four

3 Count and say.



1 Listen, trace and point. Repeat. 21



2 Listen and chant. 22

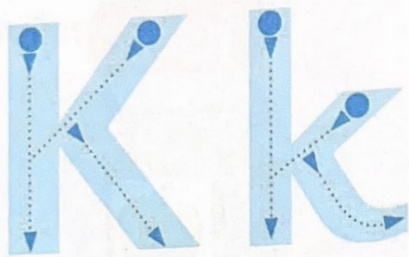
3 Stick. Then circle and say. 



4 Join the letter Jj. Put the juice in the jug.



1 Listen, trace and point. Repeat. 23



kangaroo



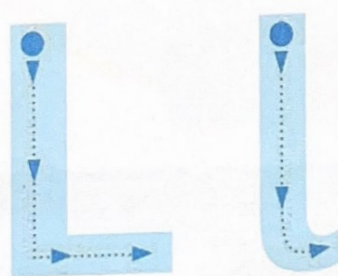
key



lion




lollipop



2 Listen and chant. 24



3 Stick and say.



4 Circle the letters Kk and Ll.

Katy is a kangaroo. She has got a key.
Look at the lion with a lollipop.

1 Listen, trace and point. Repeat. 25



2 Listen and chant. 26


3 Stick. Then circle and say.



4 Join the letter Mm. Help the man find the mango.



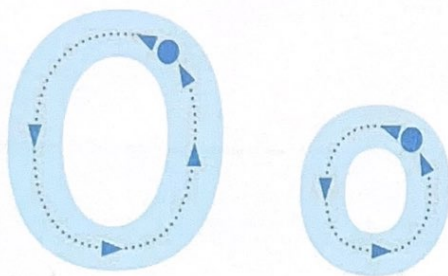
1 Listen, trace and point. Repeat. 27



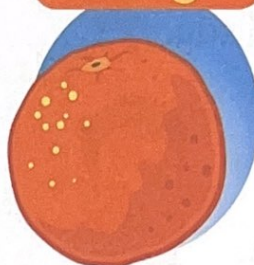
nose



neck



orange





octopus



2 Listen and chant. 28

3 Stick and say.



4 Circle the letters Nn and Oo.

I'm Nellie. This is my nose and my neck.
I'm Ollie. This is my octopus.

1 Listen, trace and repeat. 🎧 29

2 Point and sing. 🎵 30

Let's sing! 🎵

5



five

6

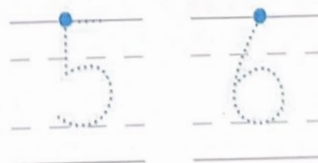


six



3 Circle the differences.



4 Count and trace the correct number.



1 Listen, trace and point. Repeat. 31



2 Listen and chant. 32


3 Stick. Then circle and say.

P

p

Polly is a panda.
She has got a pen.

4 Colour the letter Pp.



1 Listen, trace and point. Repeat. 33

Q

q

queen



quilt




R

r

river



rainbow



2 Listen and chant. 34

3 Stick and say.



4 Circle the letters Qq and Rr.

The queen has got a quilt.

Look at the rainbow. Look at the river.

3 Match the letter sound to the correct picture.

1 **Kk**

2 **Jj**

3 **Oo**

4 **Rr**


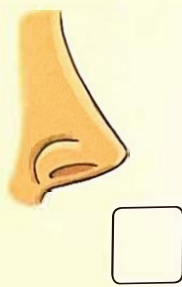


5 **Mm**

6 **Ll**

7 **Qq**

8 **Pp**

9 **Nn**




4 Point and say.

1 Listen, trace and point. Repeat. 35



2 Listen and chant. 36

3 Stick. Then circle the beginning s sound and say. 37



There's a sock
on the sofa.

4 Circle the words that begin with Ss.

pen

sofa

river

sock

sister

lion

sad



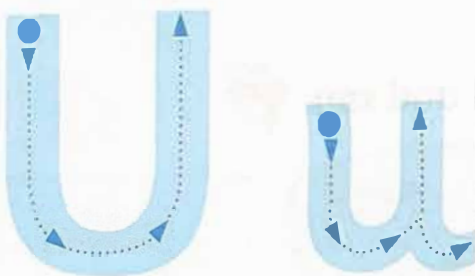

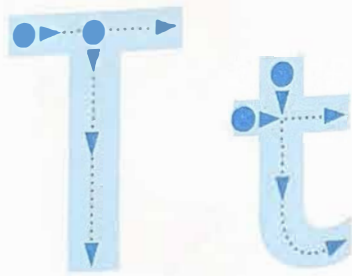
mango

nose

hat

snake

1 Listen, trace and point. Repeat. 37



2 Listen and chant. 38

3 Stick and say.



4 Circle the letters Tt and Uu.

Look at the turtle. It has got a towel.
Look at the umbrella. It goes up.

1 Listen, trace and repeat. 39

2 Point and sing. 40



Let's sing!



3 Find, circle and say. 8 cars, 7 balloons.



1 Listen, trace and point. Repeat. 41



2 Listen and chant. 42

3 Stick. Then circle the beginning v sound and say.



I'm V ictor.
I've got a v iolin.




I'm V icky.
I've got a v ase.



4 Join the letter Vv. Help Victor find the violin.




1 Listen, trace and point. Repeat. 43




woman



wall



box



fox



2 Listen and chant. 44

3 Stick and say.



4 Circle the letters Ww and Xx.

She's a woman. It's a wall.

What's this? It's a box. It's a fox.

1 Listen, trace and point. Repeat. 45



2 Listen and chant. 46

3 Stick. Then circle the beginning y sound and say. 

y



I like yogurt.

I like my yo-yo.



4 Circle the words that begin with Yy.

umbrella

yes

yo-yo

nose

girl

yellow

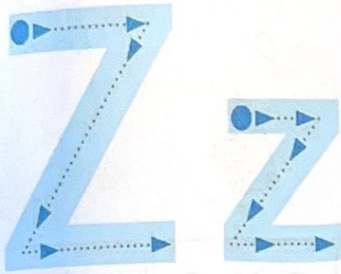
juice

yogurt

you

panda


1 Listen, trace and point. Repeat. 47



zebra




zoo



2 Listen and chant. 48

3 Stick and say.





4 Circle the letter Zz.

Zebra, zebra at the zoo.

'Z', says the zebra at the zoo.

3 Circle the beginning sound.




w u x s z t z y v u z w t y s s t w

4 Complete the words.

s ~~w~~ x t y v



woman



 ogurt




fo



 ase



 ock



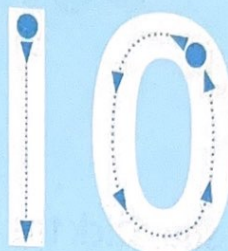
 urtle

- 1 Listen, trace and repeat. 49
- 2 Point and sing. 50

Let's sing!



nine



ten

- 3 Count and say. Then write the number.

mums

10

dads

boys

girls



1 Listen, point and repeat. 51

2 Listen and chant. 52



3 Point and say. Stick the stickers. 



Project Starter

Chapter 2

English Words

Listen and say. Write the missing letters.  53

1. **ck**



ne _ _



lo _ _

2. **nd**



po _ _



sa _ _

3. **nt**



te _ _



a _ _

4. **ng**



si _ _



ri _ _

5. **nk**




pi _ _












wi _ _

Listen and say the chant.

The **ant** can **wink**
and his hat is **pink**.



Listen and circle the word that names the picture.

1. 	2. 	3. 
and ant	wind wink	ten tent
4. 	5. 	6. 
lock long	sing sink	pin pink
7. 	8. 	9. 
ink wink	ring wing	sank sand

Listen and write the words. Then find the stickers.

1. ant



2. _____



Listen and say. Write the missing letters.

1. **sp**



___ot

___in


2. **st**



___op

___and


3. **sk**



de___

___unk

4. **sm**



___all

___ell


5. **sn**



___ack

___iff


6. **sw**



___im

___ing

7. **squ**



___are




___id




Listen and say the chant.

The **skunk** on the **swing**
has a **small pink ring**.



Listen and circle the word that names the picture.

1. 	2. 	3. 
spell smell	swing swim	top stop

4. 	5. 	6. 
sand stand	skid squid	smack snack

7. 	8. 	9. 
mall small	sniff stiff	deck desk

Listen and write the words. Then find the stickers.

1. _____



2. _____



Listen and write the missing letters.



This is Funny ____id ____an.

He likes to ____ing.

He can wi____ a____ ____im.

See him ____a____ a____ si____!

Match the words and pictures.



1. spin

2. stop

3. desk

4. snack

5. swing




Listen and say. Write the missing letters. 54

1. **bl**



___ack




___ock

2. **cl**



___ap



___ock

3. **fl**



___ag




___at

4. **gl**



___asses



___ass

5. **pl**



___um




___ant

6. **sl**



___ip






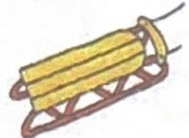





___ed

Listen and say the chant.

The **cl**am on the **bl**ock
has a **fl**ag and a **cl**ock.



Listen and circle the word that names the picture.


<p>1. </p>	<p>2. </p>	<p>3. </p>
<p>block clock</p>	<p>class glass</p>	<p>lap clap</p>
<p>4. </p>	<p>5. </p>	<p>6. </p>
<p>fled sled</p>	<p>blend plant</p>	<p>black block</p>
<p>7. </p>	<p>8. </p>	<p>9. </p>
<p>flat slat</p>	<p>flip slip</p>	<p>lag flag</p>

Listen and write the words. Then find the stickers.

<p>1. _____ _____ _____</p>		<p>2. _____ _____ _____</p>	
---	---	---	---


Listen and say. Write the missing letters.

1. **br**



___ ick ___ ead

2. **cr**



___ ab ___ ack

3. **dr**



___ um ___ ess

4. **fr**



___ og ___ ost

5. **gr**



___ ass ___ andma

6. **pr**



___ int ___ ess

7. **tr**












___ unk ___ uck

Listen and say the chant.



Grandma's **dr**ess is **bl**ack.
Her **g**lasses have a **cr**ack.



Listen and circle the word that names the picture.

1. 	2. 	3. 
crab grab	drum trumpet	dress press
4. 	5. 	6. 
drip trip	brick print	drug truck
7. 	8. 	9. 
glass grass	clam cram	flag frog

Listen and write the words. Then find the stickers.


1. _____ _____		2. _____ _____	
-------------------	---	-------------------	---

Listen and write the missing letters.



___andma is ___iving a ___uck.
 She picks up a ___og and a ___ab.
 The ___uck has a ___at tire!
 Don't worry. ___andma has her ___ag.

Write one word on each block of the house.



black
 brick
 clock
 crab
 flag
 frog
 glass
 grass
 plant
 print

Listen and say. Write the missing letters. 55

1. a-e



t _ p _



c _ k _



l _ k _

2. ai



m _ _ l




t _ _ l



n _ _ l

3. ay



h _ _



p _ _












d _ _

Listen and say the chant.

In the **hay** by the **lake**
we will eat a lot of **cake**.



Listen and circle the word that names the picture.

1. 	2. 	3. 
crack cake	tail trail	cap cape
4. 	5. 	6. 
hat hay	pay paint	pal pail
7. 	8. 	9. 
man mane	tap tape	nail snail

Listen and write the words. Then find the stickers.

1. _____



2. _____



Listen and write the missing letters.




This is D _ l _ . He is by the l _ k _ .

D _ l _ is eating lemon c _ k _ .

It's a hot and sunny d _ _ .

D _ l _ will sleep here in the h _ _ .

Find the long **a** words. Write each one on a train car.



Listen and say. Write the missing letters. 56

1. ea



m _ _ t



s _ _



s _ _ t

2. ee



gr _ _ n



j _ _ p



f _ _ t

3. e



m _



h _



w _

4. y



cand _



happ _










pupp _

Listen and say the chant.

Don't put your **feet**
on that pretty **green** **seat**!



Listen and circle the word that names the picture.

1. 	2. 	3. 
bed bead	me meat	set seat
4. 	5. 	6. 
red read	met meat	fit feet
7. 	8. 	9. 
jet jeep	men mean	hen he

Listen and write the words. Then find the stickers.

1. _____



2. _____



Listen and write the missing letters.



Mr. Gr___n is in his j___p.

His pupp___, Spot, is on the s___t.

They are happ___ in the j___p.

They are going to the s___.

Find pictures of five long e words. Write the words.



Listen and say. Write the missing letters. 57

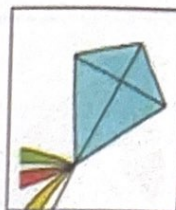
1. i-e



b _ t _



n _ n _



k _ t _

2. ie



p _ _



t _ _



neckt _ _

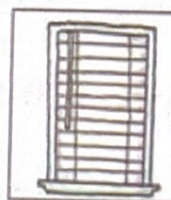
3. i



h _



cl _ mb



bl _ nd

4. y



fl _




cr _





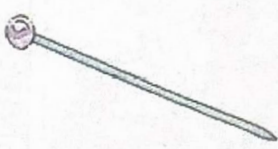






sk _

Listen and say the chant.

See the kite and the fly
in the bright blue sky.



Listen and circle the word that names the picture.

1. 	2. 	3. 
kit kite	skip sky	pin pine
4. 	5. 	6. 
hit hi	sit site	cliff climb
7. 	8. 	9. 
bit bite	pie pipe	crib cry

Listen and write the words. Then find the stickers.

1.



2.



Listen and write the missing letters.



H__! This is my b__k__.

This is my k__t__.

I l__k__ to fl__ my k__t__.

I l__k__ to fl__ my k__t__ on my b__k__.

Match the words and pictures.




1. nine

2. kite

3. pie

4. tie

5. cry



Listen and say. Write the missing letters. 58

1. o-e



b _ n _



r _ p _



r _ b _

2. oa



s _ _ p




b _ _ t



c _ _ t

3. ow



b _ _ l



sn _ _











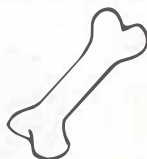
r _ _

Listen and say the chant.

Wear a **robe** or a **coat**
when you **row** your **boat**.



Listen and circle the word that names the picture.


1. 	2. 	3. 
cot coat	not note	mop mope
4. 	5. 	6. 
row road	hole bowl	sop soap
7. 	8. 	9. 
rope robe	bat boat	bone stone

Listen and write the words. Then find the stickers.


1.



2.



Listen and write the missing letters.



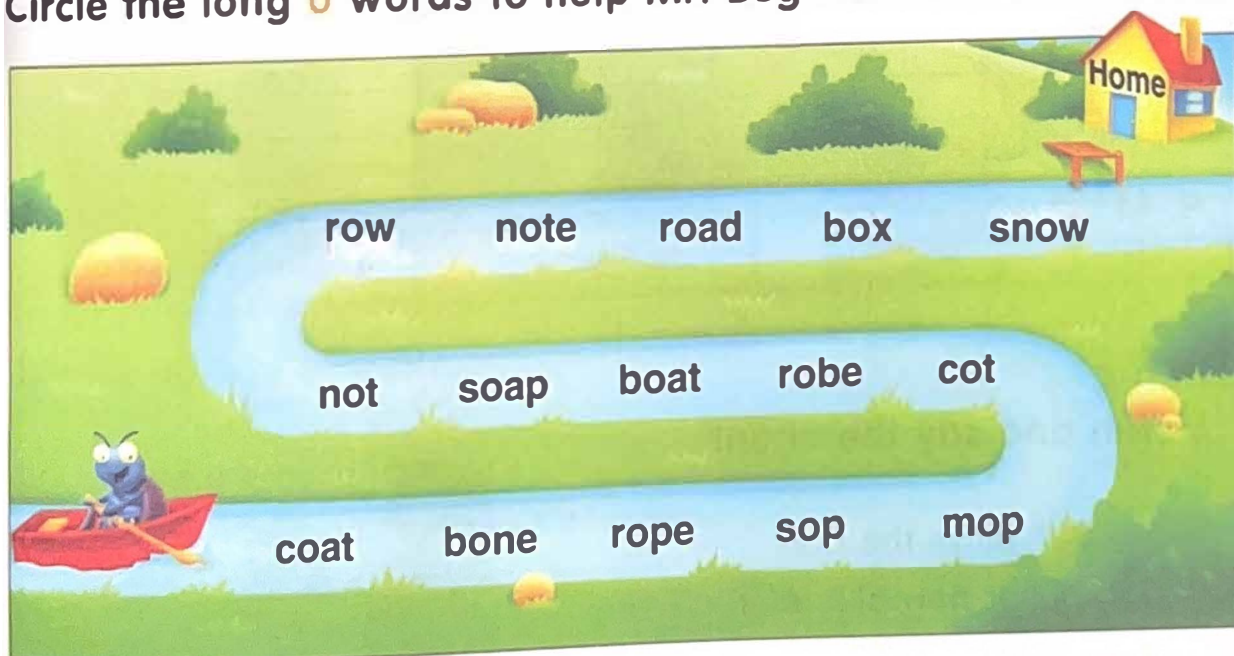
Hello! My name is R__s__.

Do you like my r__b__?

I am on a r__p__.

Now I can eat my b__n__!

Circle the long o words to help Mr. Bug row his boat home.



Listen and say. Write the missing letters. 59

1. u-e



fl _ t _



L _ k _




pr _ n _

2. ue



S _ _



bl _ _



gl _ _

3. ui



s _ _ t



fr _ _ t



j _ _ ce


4. u-e



c _ t _



m _ l _












c _ b _

Listen and say the chant.

Sue plays the flute
in her new blue suit.



Listen and circle the word that names the picture.

1. 	2. 	3. 
cut cute	cub cube	luck Luke
4. 	5. 	6. 
Sue suit	June juice	blue glue
7. 	8. 	9. 
flat flute	prune press	flute fruit

Listen and write the words. Then find the stickers.

1. _____ _____	<div style="border: 1px solid black; width: 80px; height: 80px; display: flex; align-items: center; justify-content: center;"> </div>	2. _____ _____	<div style="border: 1px solid black; width: 80px; height: 80px; display: flex; align-items: center; justify-content: center;"> </div>
-------------------	---	-------------------	---

Listen and write the missing letters.



L__k__ has a c__t__ m__l__.

L__k__ and the m__l__ sit on a c__b__.

L__k__ and the m__l__ eat fr__t on the c__b__.

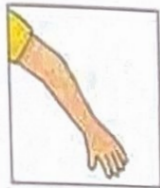
They drink j__ce on the c__b__, too.

Circle the long **u** words to help Mr. Bug get to the sea.



Listen and say. Write the missing letters. 60

1. ar



__m



c__

2. er



farm__



sing__

3. ir



g__l



sk__t

4. ur



n__se



t__tle

5. or



f__k












h__se

Listen and say the chant.

The girl on the farm
has a bird on her arm.




Listen and circle the word that names the picture.


1. 	2. 	3. 
core car	farm firm	cone corn
4. 	5. 	6. 
fur for	fork far	stir star
7. 	8. 	9. 
pork park	bird board	farmer former

Listen and write the words. Then find the stickers.

1. _____



2. _____



Listen and write the missing letters.




The f___mer is at her f___m.

The n___se is in her c___.

The g___l is on her h___se.

They all meet at the f___m.

How many words can you say from start to finish?
Don't repeat any words! You can score up to 200 points.

+5 ar -2	+10 er -5	+10 or -5	+10 ur -5	+10 er -5
+5 ir -2				+20 ir -10
+5 ur -2				+20 ar -10
+5 or -2				+20 or -10
START	FINISH	+30 ir -20	+30 ar -20	+20 ur -10

Listen and say. Write the missing letters. 61

1. oo



f _ _ d



sp _ _ n



b _ _ ts

2. oo



c _ _ k



h _ _ k



f _ _ t

3. au



_ _ gust




_ _ turn



P _ _ l

4. aw



p _ _



y _ _ n






s _ _




Listen and say the chant.




The **cook** with the **saw**
has a **boot** on his **paw**.





Listen and circle the word that names the picture.

1. 	2. 	3. 
food fawn	boats boots	saw Sue

4. 	5. 	6. 
books boots	cook cool	foot feet

7. 	8. 	9. 
hook hawk	pay paw	Paul pool

Listen and write the words. Then find the stickers.

1. _____ _____ _____		2. _____ _____ _____	
----------------------------	---	----------------------------	---

Listen and write the missing letters.



P___l is a c___k.

P___l has a sp___n in his p___.

He y___ns.

The sp___n falls on his f___t.

Unscramble the words and match them to the pictures.


1. numatu

2. was

3. koho

4. nopos

autumn



Listen and say. Write the missing letters. 62

1. **ou**



cl__d



h__se



m__se

2. **ow**



cl__n



c__



__l

3. **oi**



__l



c__n



p__nt

4. **oy**



j__




b__












t__s

Listen and say the chant.

The **boy** found a **mouse**
and a **coin** in the **house**.




Listen and circle the word that names the picture.


1. 	2. 	3. 
horse house	paint point	coin cone
4. 	5. 	6. 
owl oil	coin count	dawn down
7. 	8. 	9. 
jaw joy	toys toast	clown cloud

Listen and write the words. Then find the stickers.

1.



2.



Listen and write the missing letters.



The b___ has some t___s in his h___se.

The b___ has a cl___n and a c___.

The cl___n plays with a m___se.

The c___ plays with an ___l.

Find six words in the circle. Write the words.




Listen and say. Write the missing letters. 63

1. sh




___ip




___eep

2. ch



___eese




___air

3. wh



___ale

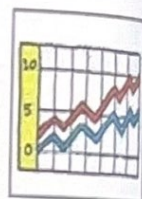


___ite

4. ph




___one




gra___

5. th



___in



___ick

6. th



___is




___at

Listen and say the chant.

The whale and the sheep
have a phone in their jeep.



Listen and circle the word that names the picture.

1. 	2. 	3. 
chip ship	cheap sheep	white kite
4. 	5. 	6. 
this that	chair share	whale tail
7. 	8. 	9. 
graph grass	thin thick	phone shone

Listen and write the words. Then find the stickers.

1. _____



2. _____



Listen and write the missing letters.



___ is is ___ il.

___ is is ___ il's ___ eep.

___ ey are on a ___ ip.

The ___ ip is in the ___ ale's mou ___.

Read the words in the **h**. Write each word on the correct line.

chip

sheep

third

shirt

whale

phone

thin

ship

thick

Phil

chair

white

ch

ph

th

sh

wh

Listen and say. Write the missing letters 64

1. Hard c

ca



__t

co



__ne

cu



__b

2. Soft c

ce



i__

ci



__rcus

cy



__mbals

3. Hard g

ga



__me

go



__at

gu



__itar

4. Soft g

ge



ca__

gi



__raffe

gy



__mnastics

Listen and say the chant.

The giraffe in the coat
rides a bike with a goat.



Listen and say each word. Circle the sound you hear.



hard **c** soft **c**



hard **c** soft **c**



hard **g** soft **g**



hard **g** soft **g**



hard **g** soft **g**



hard **c** soft **c**



hard **g** soft **g**




hard **c** soft **c**




hard **g** soft **g**

Listen and write the words. Then find the stickers.

1. _____



2. _____



Listen and write the missing letters.



Look! A ____rcus!

A ____t is riding a bi____cle.

A ____raffe and a ____at are playing a ____me.

A clown has a ____itar. His monkey has ____mbals!

Find the correct path for each animal.

